

My Spelling Journal

Name _____



Spelling Hints



Is there a spelling rule that I should use?



Try it out.
Does it look right?



Can I break it down into syllables or phonemes?



Is there a root word I can spell then add the correct ending?



Is there another word I can spell to help me?



Interesting Words

Words I Need to Practise

Word List

door	only	pretty	hour
floor	both	beautiful	move
poor	old	after	prove
because	cold	fast	improve
find	gold	last	sure
kind	hold	past	sugar
mind	told	father	eye
behind	every	class	could
child	everybody	grass	should
children	even	pass	would
wild	great	plant	who
climb	break	path	whole
most	steak	bath	any
many	clothes	busy	people
water	again	half	money
Mr	Mrs	parents	Christmas

Useful Spelling Rules

'j' Patterns

The 'j' grapheme is never used at the end of English words. Instead, '-dge' is used after short vowel sounds.

badge

edge

bridge

'-ge' is used after any other sound.

age

change

village

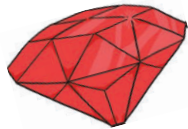
The 'j' sound can sometimes be spelt with a 'g' at the beginning or in the middle of words.

giant

gem

giraffe

magic



's' Pattern

The 's' sound is spelt with a 'c' if it is before an:

e

i

or

y

race

ice

city

fancy

Words I Need to Practise

Week 6

Correct						
Check ✓						
Write 📖						
Cover 📄						
Say 🗨️						
Look 👁️						

Useful Spelling Rules

'n' Patterns

The 'n' sound can be spelt 'kn' and sometimes 'gn' at the beginning of words.

knock

know

knee

gnaw

gnat



'r' Pattern

The 'r' sound can be spelt 'wr' at the beginning words.

write

wrote

wrap

wrong

'i' Patterns

The long 'i' sound is spelt '-y' at the end of words.

cry

July

dry

reply

fly



Useful Spelling Rules

Week 6

'l' Patterns



The 'l' sound can be spelt '-le' at the end of words.

table

apple

little

bottle



The 'l' sound can be spelt '-el' at the end of words after:

m

n

r

s

v

w

camel

tunnel

towel

squirrel

The 'l' sound can also be spelt '-al' at the end of words.

metal

pedal

hospital

animal

'o' Pattern

The 'o' sound after a 'w' or 'qu' is usually spelt 'a'.


want

watch

squash

Spelling focus: _____

My spelling list:



Rainbow write five of your words:

e.g. hat

Write two sentences including at least two of your words:

Week 5


Correct						
Check ✓						
Write 📖						
Cover 📄						
Say 🗨️						
Look 👁️						

Useful Spelling Rules

'or' Pattern

The **'or'** sound is often spelt using an **'a'** before **'l'** or **'ll'**.





all	ball	call
walk	talk	always



'ey' Pattern

The **'ee'** sound is sometimes spelt **'ey'** at the end of a word. To make these words plural, you just add an **s**.


keys	monkeys	valleys	chimneys
------	---------	---------	----------

'sh' Pattern

The **'sh'** sound in words is sometimes spelt **'s'**.

treasure	usual
----------	-------



Useful Spelling Rules

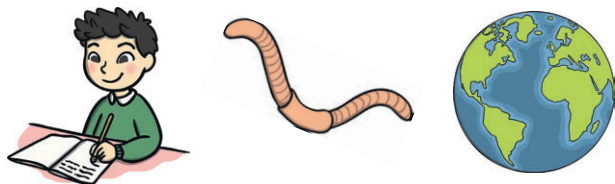
Week 5

'w' Patterns

The 'ur' sound after 'w' is usually spelt 'or'.

word work worm world

the




The 'or' sound after 'w' is usually spelt 'ar'.

war warm towards

The Suffix '-es'


When '-es' is added to a word ending in 'y', change the 'y' to an 'i' before adding '-es'.

baby babies carry carries



Spelling focus: _____

My spelling list:



Write your words joined up in a long, winding line:

e.g.
hat cat mat sat

Write two sentences including at least two of your words:

Week 4

Correct						
Check						
Write						
Cover						
Say						
Look						

Useful Spelling Rules

The Suffix '-ed'

Adding '-ed' to the end of the word often puts it into the past tense.

play → played help → helped

When '-ed' is added to a root word ending in 'y' (with a consonant before it), change the 'y' to an 'i' before adding '-ed'.

cry → cried try → tried

When adding '-ed' to a root word ending in 'e' (with a consonant before it), drop the 'e' then add '-ed'.

like → liked bake → baked



When adding '-ed' to words with one syllable, the last consonant letter of the root word is **doubled**.

pat → patted drop → dropped


Useful Spelling Rules

Week 4

The Suffix '-ment'

The suffix **'-ment'** can be added to a root word to change a verb into a noun.

enjoy → enjoyment amuse → amusement



employ → employment



The Suffix '-ing'

Adding **'-ing'** to the end of a word.

play → playing help → helping

When adding **'-ing'** to a root word ending in **'e'** (with consonant before it), drop the **'e'** then add **'-ing'**.

like → liking bake → baking

When adding **'-ing'** to words with one syllable, the last consonant letter of the root word is **doubled**.

pat → patting drop → dropping

Spelling focus: _____

My spelling list:

Shape write two of your words:

e.g.

h
h a
h a t

Write two sentences including at least two of your words:

Week 3

Correct						
Check						
Write						
Cover						
Say						
Look						

Useful Spelling Rules

The Suffix '-er'

Adding '-er' to the end of a word.

play → player help → helper

When adding '-er' to a root word ending in 'y' (with a consonant before it), first change the 'y' to an 'i' then add '-er'.


copy → copier sunny → sunnier

When adding '-er' to a root word ending in 'e' (with a consonant before it), drop the 'e' then add '-er'.

bake → baker white → whiter

When adding '-er' to words with one syllable, the last consonant letter of the root word is **doubled**.

sad → sadder run → runner



Useful Spelling Rules


Week 3

The Suffix '-est'

Adding '-est' to the end of a word.

slow → slowest

fast → fastest



When adding '-est' to a root word ending in 'y' (with a consonant before it), first change the 'y' to an 'i' then add '-est'.

happy → happiest

funny → funniest

When adding '-est' to a root word ending in 'e' (with a consonant before it), drop the 'e' then add '-est'.

nice → nicest

fine → finest

When adding '-est' to words with one syllable, the last consonant letter of the root word is **doubled**.

sad → saddest

slim → slimmest

Spelling focus: _____

My spelling list:

Mirror write two of your words:



Write two sentences including at least two of your words:

Week 2

Correct						
Check						
Write						
Cover						
Say						
Look						

Useful Spelling Rules

The Suffix '-ness'

The suffix **'-ness'** can be added to a root word to change an adjective into a noun.



If the root word ends in a **'y'**, change the **'y'** into an **'i'** then add the suffix **'-ness'**.



The Suffix '-ful'

The suffix **'-ful'** can be added to a root word to change a verb into an adjective.



If the root word ends in a **'y'**, change the **'y'** into an **'i'**, then add the suffix **'-ful'**.



Useful Spelling Rules

Week 2

The Suffix '-less'

The suffix **'-less'** can be added to a root word to make an adverb.

hope

hopeless

fear

fearless

If the root word ends in a **'y'**, change the **'y'** into an **'i'**, then add the suffix **'-less'**.



penny

penniless



The Suffix '-ly'

The suffix **'-ly'** can be added to a root word to make an adverb.

bad

badly

slow

slowly

If the root word ends in a **'y'**, change the **'y'** into an **'i'**, then add the suffix **'-ly'**.

happy

happily

merry

merrily

Spelling focus: _____

My spelling list:

Draw a picture to represent two of your words:

Write two sentences including at least two of your words:


Week 1

Correct						
Check						
Write						
Cover						
Say						
Look						

Useful Spelling Rules





Contractions

can not	▶	can't
did not	▶	didn't
has not	▶	hasn't
it is	▶	it's
I will	▶	I'll



Apostrophes

The possessive apostrophe is placed before the 's' for regular singular nouns.

Megan 's	Ravi 's
	
the girl 's	the child 's
	

Useful Spelling Rules

Week 1

Homophones and Near Homophones

Homophones are words which sound the same but have different spellings.

there → their → they're

to → two → too



here → hear

see → sea

be → bee

bear → bare


one → won

sun → son

quite → quiet

blue → blew

night → knight



Spelling focus: _____

My spelling list:

Write five of your words backwards:

e.g hat → tah

Write two sentences including at least two of your words:
